


Sample Panel – 25” x 45”

Overall panel dimensions – to scale with 25” height by 45” width arranged horizontally

Border – 1.5” or greater on each side. Maximum designable area is 22” x 42”

Negative space (white)

Positive space (black)



Opening is to scale with 3” x 3” – openings must not allow a 4” sphere to pass through.

Approximately 50% or greater transparency

NOTE: a previous version of this image showed a large opening, greater than 9”. Openings of that size are *not* permissible, as no opening may allow a 4” sphere to fit through.


Sample Panel – 14” x 45”

Overall panel dimensions – to scale with 14” height by 45” width

Border – 1.5” or greater on each side. Maximum designable area is 42” by 11”

Negative space (white)

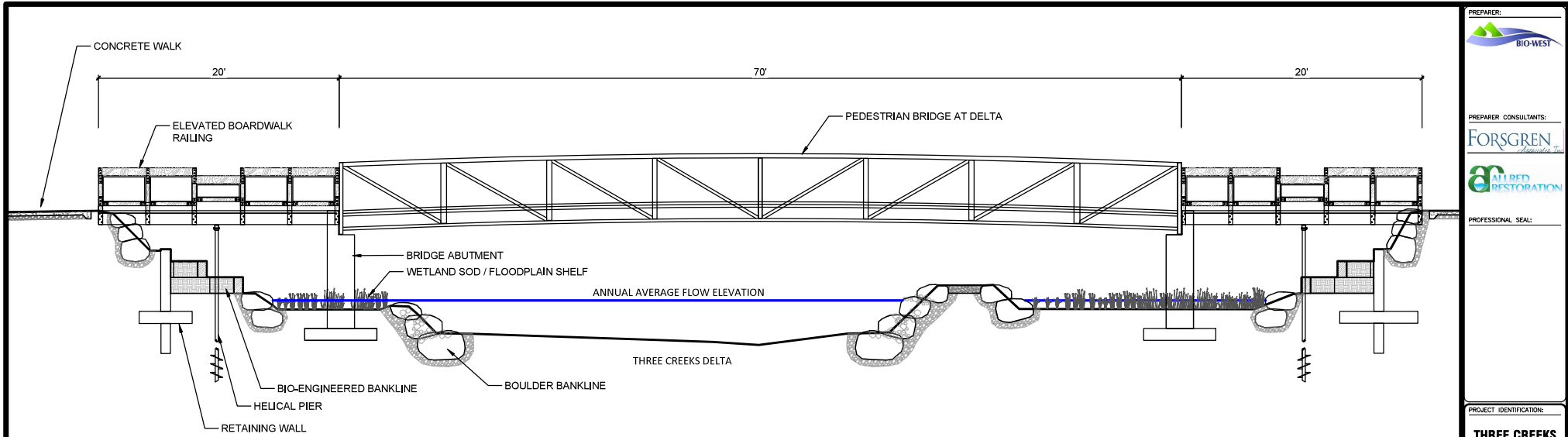
Positive space (black)



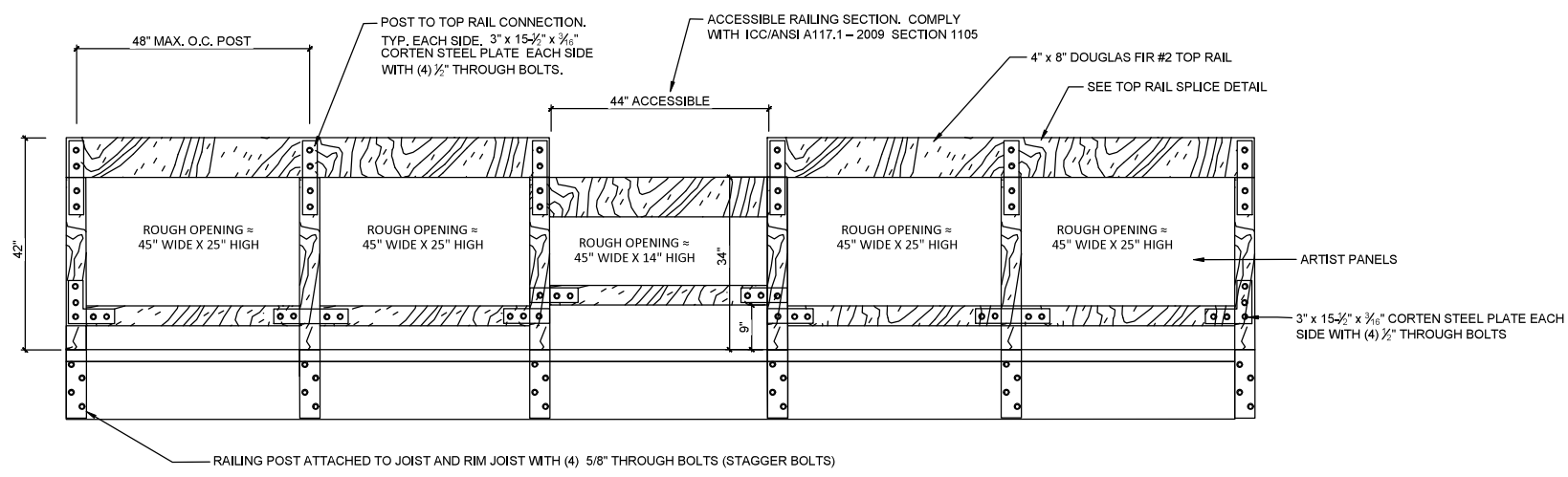
Opening is to scale with 1.5” x 1.5” – openings must not allow a 4” sphere to pass

Approximately 50% or greater transparency

NOTE: a previous version of this image showed a large opening, greater than 9”. Openings of that size are *not* permissible, as no opening may allow a 4” sphere to fit through.



(A) ELEVATED BOARDWALK / PEDESTRIAN BRIDGE ELEVATION
1"=8'-0"



(B) ELEVATED BOARDWALK RAILING
1"=2'-0"

PREPARED BY:
BIO-WEST

PREPARED CONSULTANTS:
FORSGREN
Associates, Inc.
ALPHEA RESTORATION

PROFESSIONAL SEAL:

PROJECT IDENTIFICATION:
THREE CREEKS CONFLUENCE

PROJECT OWNER:
SALT LAKE CITY CORPORATION
ENGINEERING
349 South 200 East, Suite 100
Salt Lake City, Utah 84111-5506
Phone: (801)335-4157

MARK	DATE	DESCRIPTION

PREPARED BY: **BIO-WEST, INC.**
CONTRACT #: 200124
PROJECT #: 253701
SW FILE #: 2011
DRAWING FILE:
DRAWN BY: **S. DAVENPORT**
CHECKED BY: **C. SANDS**
COPYRIGHT: **MAY 2020**

SHEET TITLE:
ELEVATED BOARDWALK ARTIST PANELS

SHEET IDENTIFIER:

BINDING ORDER